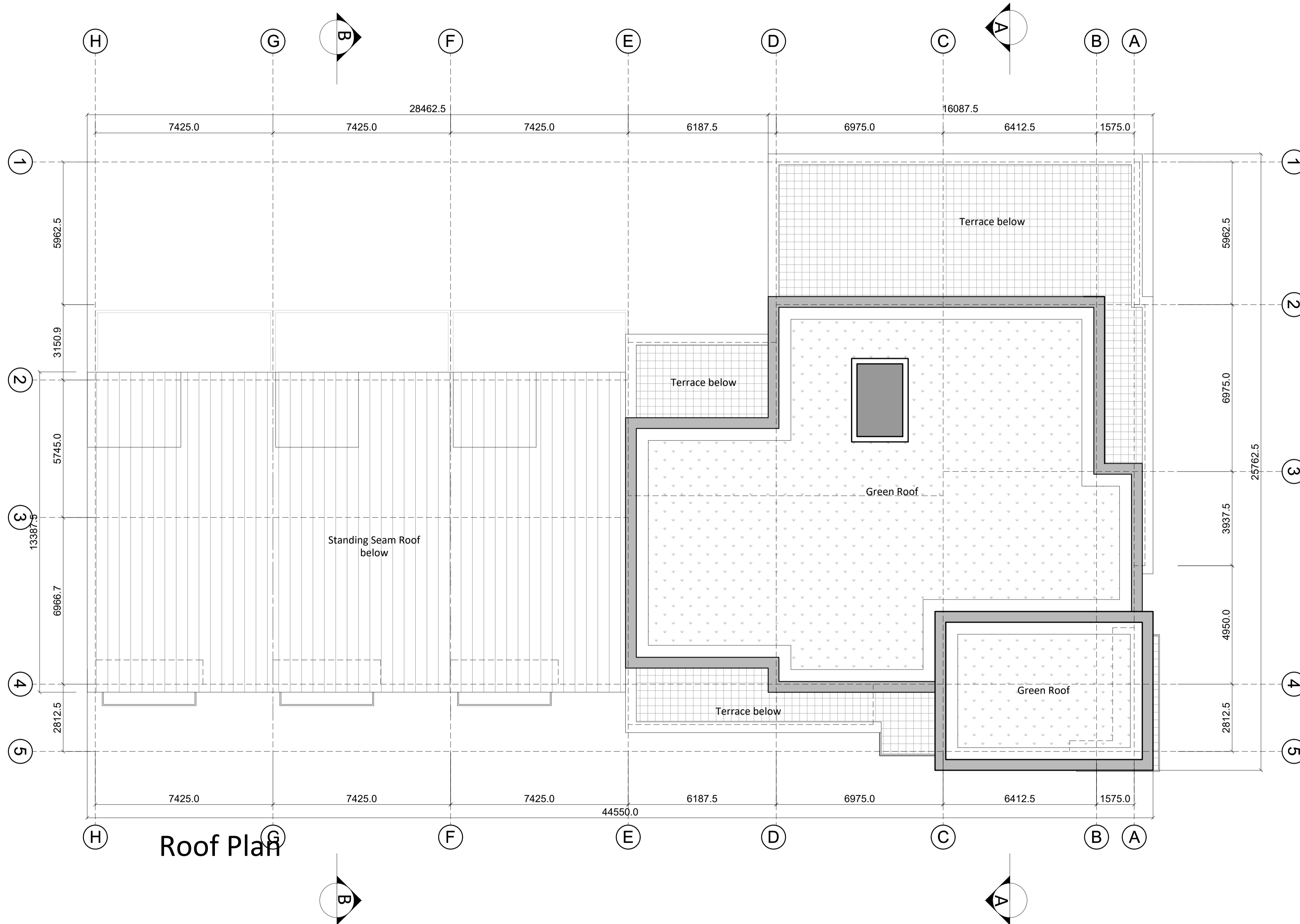


# Block 4

## ROOF PLAN

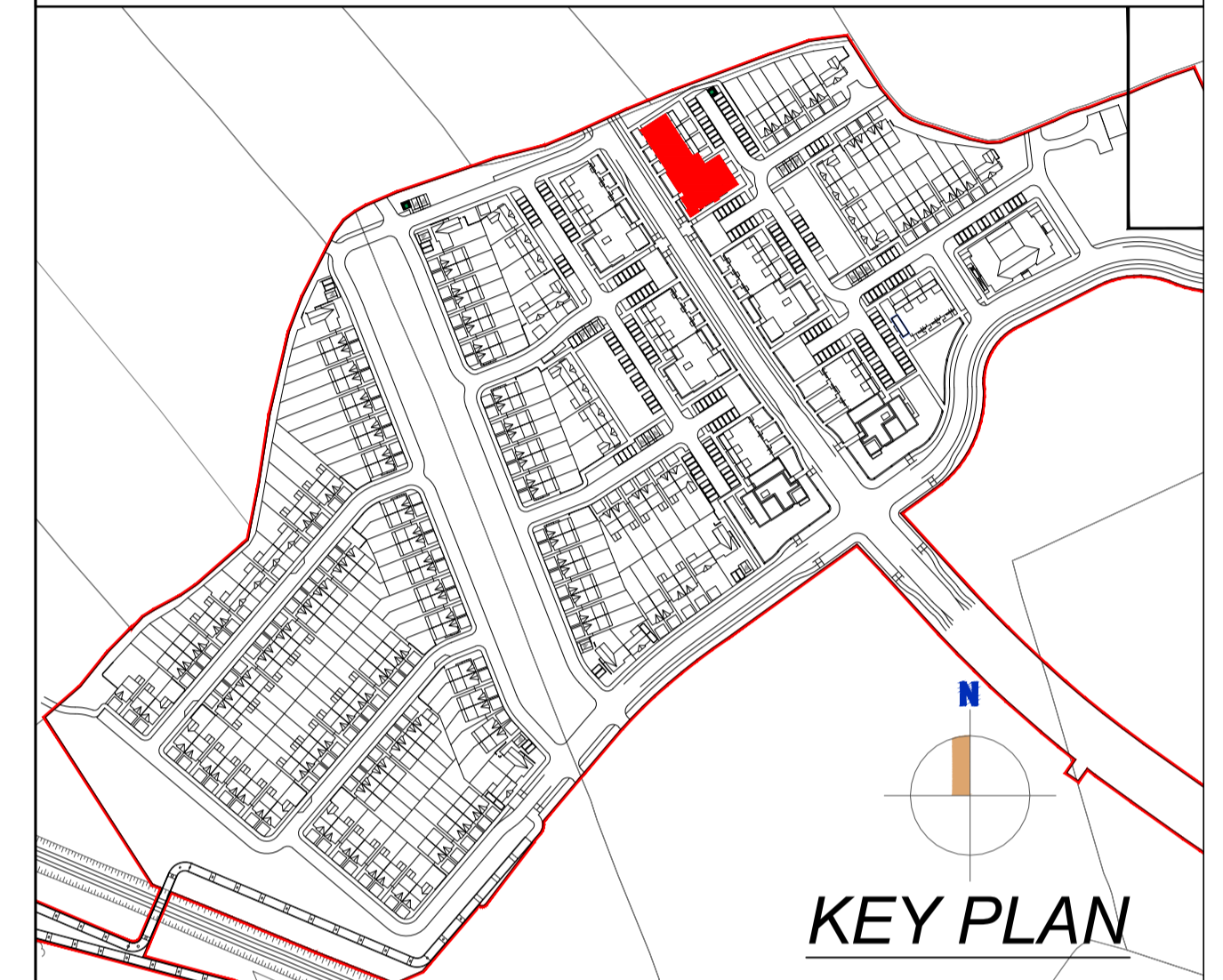


Roof Plan

**NOTE:**  
Do not scale from this drawing, written dimensions only to be used. This drawing is for planning purposes only & not for construction. Levels shown are for information purposes only & may not relate to O.S. Malin Head Datum. For actual O.S. Malin Head Datum always refer to the Site Layout Plan. DDA Architects Ltd. retain copyright and ownership of this design which is not transferable.

### MATERIALS :

- ROOF** SELECTED STANDING SEAM ROOF FINISH/  
SEDUM ROOF
- WALLS** SELECTED BRICK OR SELF COLOUR RENDERED BLOCK WORK,  
SELECTED STONE PANEL FINISH  
SELECTED ZINC COATED ALUMINIUM WALL PANEL.
- WINDOWS** SELECTED U-PVC OR TIMBER DOUBLE GLAZED WINDOWS.
- FRONT DOOR** SELECTED U-PVC OR TIMBER FINISH DOOR WITH DOUBLE  
GLAZED VISION PANELS.
- RAIN WATER GOODS** U-PVC OR TIMBER FASCIA AND SOFFITT.WITH UPVC OR  
ALUMINIUM POWDER COATED GUTTERS & DOWNPIPES
- CANOPY** ALUMINIUM CLAD CANOPY.
- COPINGS, WINDOW SURROUNDS & CILLS** CONCRETE CILLS WITH WRAP AROUND D.P.C. AND  
INSULATION BEHIND.

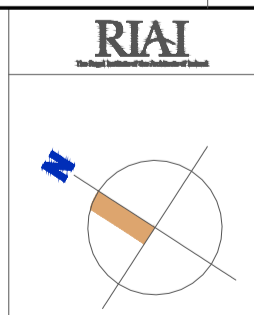


**Block 04** 21 No. Apartments  
6 No. Own Door Duplex

| SPACE PROVISION AND ROOM SIZES FOR TYPICAL DWELLINGS |                         |                       |                        |                    |                     |
|--|-------------------------|-----------------------|------------------------|--------------------|---------------------|
| APARTMENT TYPE                                       | TARGET GROSS FLOOR AREA | AGGREGATE LIVING AREA | AGGREGATE BEDROOM AREA | STORAGE            | AMENITY SPACE       |
| Reg 1 Bed Apt.                                       | 45 m <sup>2</sup>       | 23 m <sup>2</sup>     | 11.4 m <sup>2</sup>    | 3 m <sup>2</sup>   | 5 m <sup>2</sup>    |
| Type 01  | 55.4 m <sup>2</sup>     | 30.7 m <sup>2</sup>   | 12.5 m <sup>2</sup>    | 3.5 m <sup>2</sup> | 5.9 m <sup>2</sup>  |
| Reg 1 Bed Apt.                                       | 45 m <sup>2</sup>       | 23 m <sup>2</sup>     | 11.4 m <sup>2</sup>    | 3 m <sup>2</sup>   | 5 m <sup>2</sup>    |
| Type 03  | 61.9 m <sup>2</sup>     | 26.5 m <sup>2</sup>   | 15.1 m <sup>2</sup>    | 5.3 m <sup>2</sup> | 7.7 m <sup>2</sup>  |
| Reg 2 Bed Apt.                                       | 73 m <sup>2</sup>       | 30 m <sup>2</sup>     | 24.4 m <sup>2</sup>    | 6 m <sup>2</sup>   | 7 m <sup>2</sup>    |
| Type 04  | 83.1 m <sup>2</sup>     | 30 m <sup>2</sup>     | 25.4 m <sup>2</sup>    | 6.4 m <sup>2</sup> | 10.4 m <sup>2</sup> |
| Reg 1 Bed Apt.                                       | 45 m <sup>2</sup>       | 23 m <sup>2</sup>     | 11.4 m <sup>2</sup>    | 3 m <sup>2</sup>   | 5 m <sup>2</sup>    |
| Type 05  | 49.3 m <sup>2</sup>     | 24.2 m <sup>2</sup>   | 11.5 m <sup>2</sup>    | 3.2 m <sup>2</sup> | 5.3 m <sup>2</sup>  |
| Reg 1 Bed Apt.                                       | 45 m <sup>2</sup>       | 23 m <sup>2</sup>     | 11.4 m <sup>2</sup>    | 3 m <sup>2</sup>   | 5 m <sup>2</sup>    |
| Type 07  | 47.4 m <sup>2</sup>     | 23.2 m <sup>2</sup>   | 11.4 m <sup>2</sup>    | 3 m <sup>2</sup>   | 5.8 m <sup>2</sup>  |
| Reg 2 Bed Apt.                                       | 73 m <sup>2</sup>       | 30 m <sup>2</sup>     | 24.4 m <sup>2</sup>    | 6 m <sup>2</sup>   | 7 m <sup>2</sup>    |
| Type 08  | 80.7 m <sup>2</sup>     | 30.7 m <sup>2</sup>   | 24.6 m <sup>2</sup>    | 6.8 m <sup>2</sup> | 8.3 m <sup>2</sup>  |
| Reg 2 Bed Apt.                                       | 73 m <sup>2</sup>       | 30 m <sup>2</sup>     | 24.4 m <sup>2</sup>    | 6 m <sup>2</sup>   | 7 m <sup>2</sup>    |
| Type 12  | 83.6 m <sup>2</sup>     | 32.5 m <sup>2</sup>   | 24.7 m <sup>2</sup>    | 6.1 m <sup>2</sup> | 10.5 m <sup>2</sup> |
| Reg 2 Bed Apt.                                       | 73 m <sup>2</sup>       | 30 m <sup>2</sup>     | 24.4 m <sup>2</sup>    | 6 m <sup>2</sup>   | 7 m <sup>2</sup>    |
| Type 13  | 87.4 m <sup>2</sup>     | 34.7 m <sup>2</sup>   | 26.2 m <sup>2</sup>    | 6.3 m <sup>2</sup> | 10.5 m <sup>2</sup> |
| Reg 1 Bed Apt.                                       | 45 m <sup>2</sup>       | 23 m <sup>2</sup>     | 11.4 m <sup>2</sup>    | 3 m <sup>2</sup>   | 5 m <sup>2</sup>    |
| Type 14  | 49.7 m <sup>2</sup>     | 25.2 m <sup>2</sup>   | 12.2 m <sup>2</sup>    | 3.5 m <sup>2</sup> | 9.2 m <sup>2</sup>  |
| Reg 2 Bed Apt.                                       | 73 m <sup>2</sup>       | 30 m <sup>2</sup>     | 24.4 m <sup>2</sup>    | 6 m <sup>2</sup>   | 7 m <sup>2</sup>    |
| Type 15  | 85.9 m <sup>2</sup>     | 34.7 m <sup>2</sup>   | 24.7 m <sup>2</sup>    | 6.1 m <sup>2</sup> | 10.5 m <sup>2</sup> |
| Reg 2 Bed Apt.                                       | 73 m <sup>2</sup>       | 30 m <sup>2</sup>     | 24.4 m <sup>2</sup>    | 6 m <sup>2</sup>   | 7 m <sup>2</sup>    |
| Type 16  | 102.2 m <sup>2</sup>    | 48.5 m <sup>2</sup>   | 24.8 m <sup>2</sup>    | 9.7 m <sup>2</sup> | 12.4 m <sup>2</sup> |
| Reg 3 Bed Apt.                                       | 90 m <sup>2</sup>       | 34 m <sup>2</sup>     | 31.5 m <sup>2</sup>    | 9 m <sup>2</sup>   | 9 m <sup>2</sup>    |
| Duplex Type D3                                       | 109 m <sup>2</sup>      | 34.3 m <sup>2</sup>   | 36.1 m <sup>2</sup>    | 9 m <sup>2</sup>   | 17.9 m <sup>2</sup> |
| Reg 3 Bed Apt.                                       | 90 m <sup>2</sup>       | 34 m <sup>2</sup>     | 31.5 m <sup>2</sup>    | 9 m <sup>2</sup>   | 9 m <sup>2</sup>    |
| Duplex Type D4                                       | 129 m <sup>2</sup>      | 41.4 m <sup>2</sup>   | 40.4 m <sup>2</sup>    | 10 m <sup>2</sup>  | 11.6 m <sup>2</sup> |

| REV | DATE | DESCRIPTION | DRAWN |
|-----|------|-------------|-------|
| -   | -    | -           | -     |
| -   | -    | -           | -     |
| -   | -    | -           | -     |
| -   | -    | -           | -     |
| -   | -    | -           | -     |
| -   | -    | -           | -     |
| -   | -    | -           | -     |
| -   | -    | -           | -     |
| -   | -    | -           | -     |
| -   | -    | -           | -     |

**DDA DUIGNAN DOOLEY**  
ARCHITECTS AND PLANNING CONSULTANTS  
62 BRIGHTON SQUARE, DUBLIN 6  
TEL: 00 353 (1) 490 0499  
EMAIL: info@ddaarch.ie  
WEB: www.ddaarch.ie



|   |                                       |                                    |                                       |                           |
|---|---------------------------------------|------------------------------------|---------------------------------------|---------------------------|
| THIS DRAWING IS COPYRIGHT ©<br>FIGURED DIMENSIONS ONLY TO BE USED | STATUS: <b>PLANNING</b>               | CLIENT: SHANNON HOMES DROGHEDA LTD | PROJECT TITLE: COLP WEST SHD DROGHEDA | CD: PD                    |
| DRAWING TITLE: <b>BLOCK 4 ROOF PLAN</b>                           | DRAWING NUMBER: <b>19-001-P-3.405</b> | DRAWN: BC                          | DATE: OCT 2019                        | SCALE: 1:100@A1; 1:200@A3 |