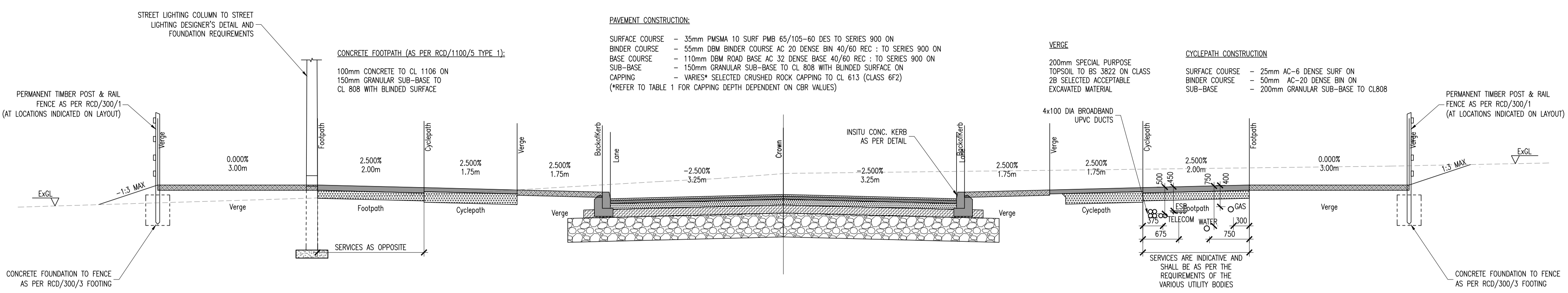
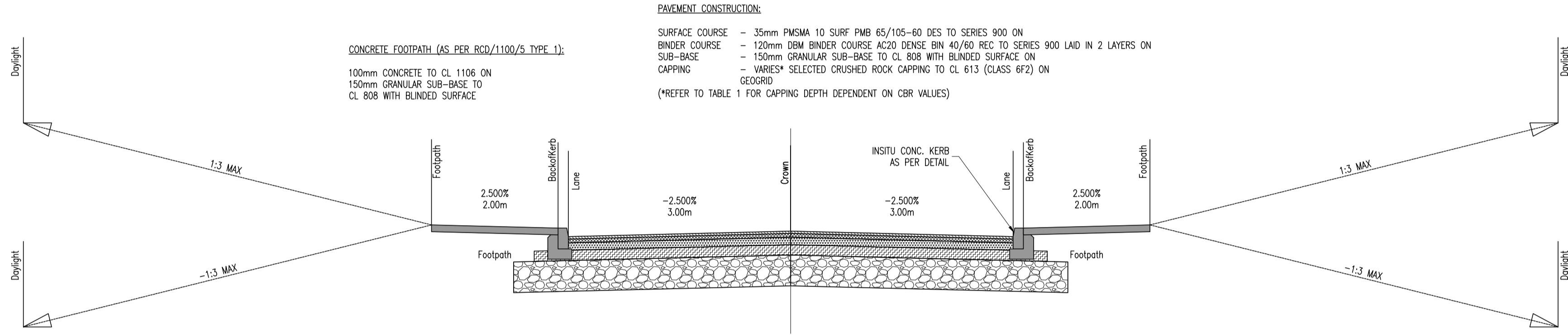


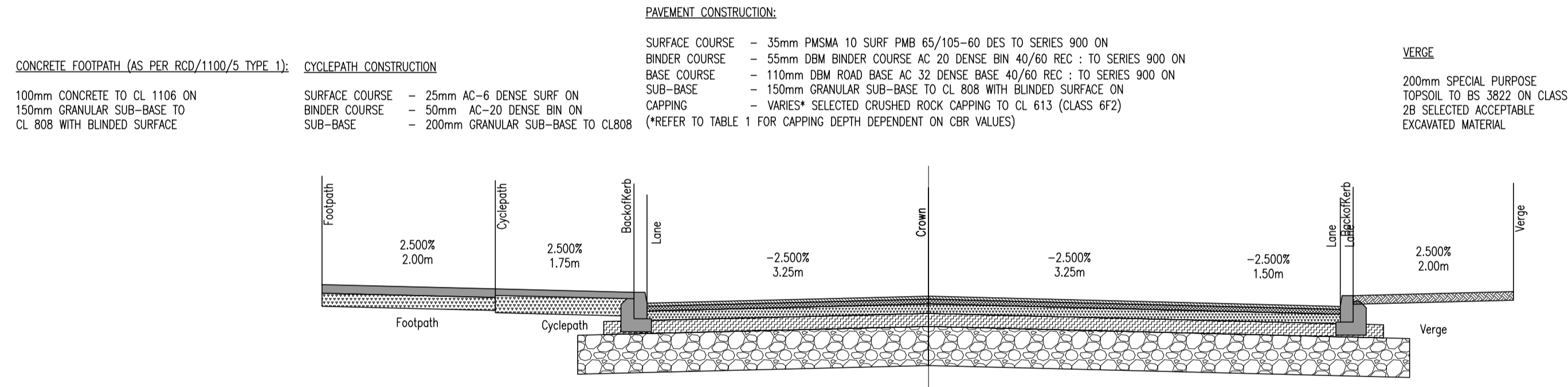
- NOTES:
- ALL WORKS TO BE CONSTRUCTED IN ACCORDANCE WITH THE NRA SPECIFICATION FOR ROAD WORKS UNLESS OVERRIDDEN BY WORKS REQUIREMENTS PROJECT SPECIFIC DETAIL.
  - ALL LEVELS ARE TO ORDNANCE DATUM MAIN HEAD AND ARE IN METRES.
  - CARRIAGEWAY SUB-BASE TO EXTEND MIN 500mm BEYOND KERB FACE.
  - CARRIAGEWAY CAPPING TO EXTEND MIN 750mm BEYOND KERB FACE.
  - ALL FOOTPATHS TO HAVE SMOOTH TROWEL FINISH ALONG ALL EDGES & JOINTS.
  - CONTRACTOR TO UNDERTAKE 450mm PLATE BEARING TESTS SUB-FORMATION LEVEL AT LOCATIONS INDICATED. RESULTS TO BE FORWARDED TO ENGINEER 1 WEEK IN ADVANCE OF INSTALLING CAPPING LAYERS.
  - REFER TO EXISTING SERVICES INFORMATION FOR DETAILS.
  - FILTER DRAIN PIPEWORK TO BE PERFORMED THERMOPLASTIC STRUCTURED WALL PIPES & FITTINGS TO CL 518.
  - ALL ASPHALT LAYER DEPTHS ARE MINIMUM DEPTHS.
  - AT DRIVEWAYS ROAD EDGE KERB TO BE DROPPED TO 25mm ACROSS WIDTH OF DRIVEWAY AND INSITU CONCRETE DISH PROVIDED TO EDGE OF CYCLEPATH. REFER TO DETAIL.
  - REFER TO ROAD CROSS-SECTIONS FOR FINISH LEVELS AND EXISTING GROUND LEVELS ALONG ALIGNMENT.



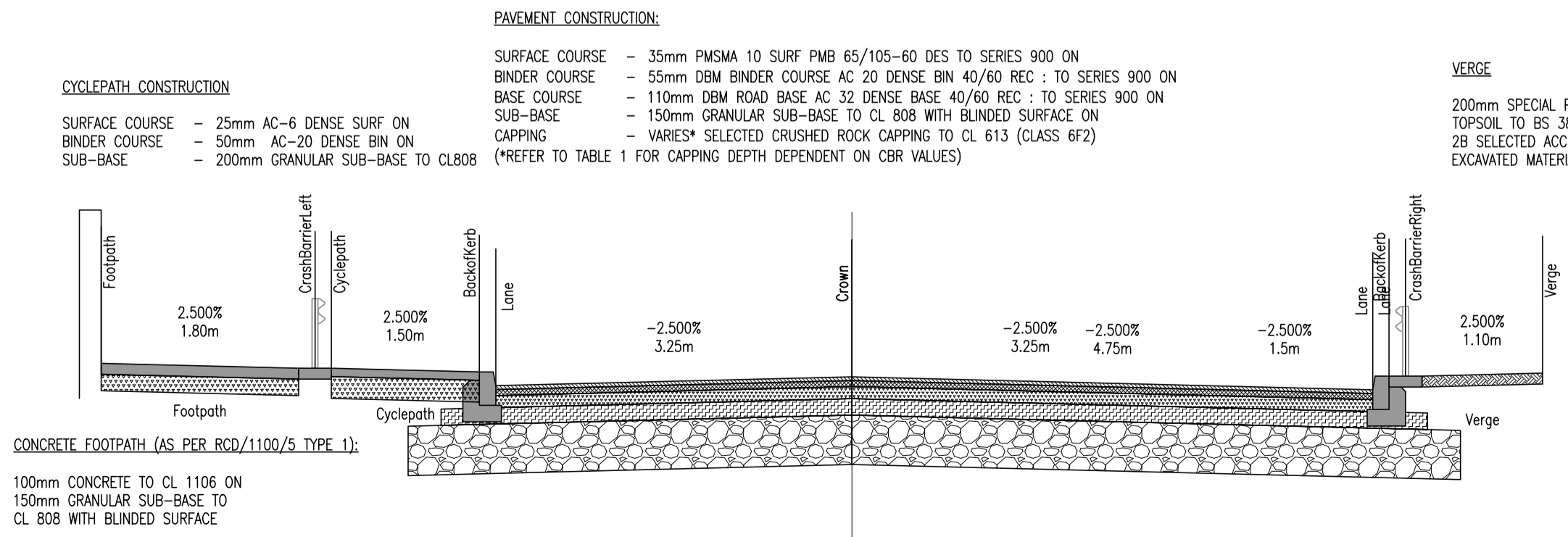
TYPE 1 ROAD CONSTRUCTION (MAIN LINK STREET)  
SCALE 1:50



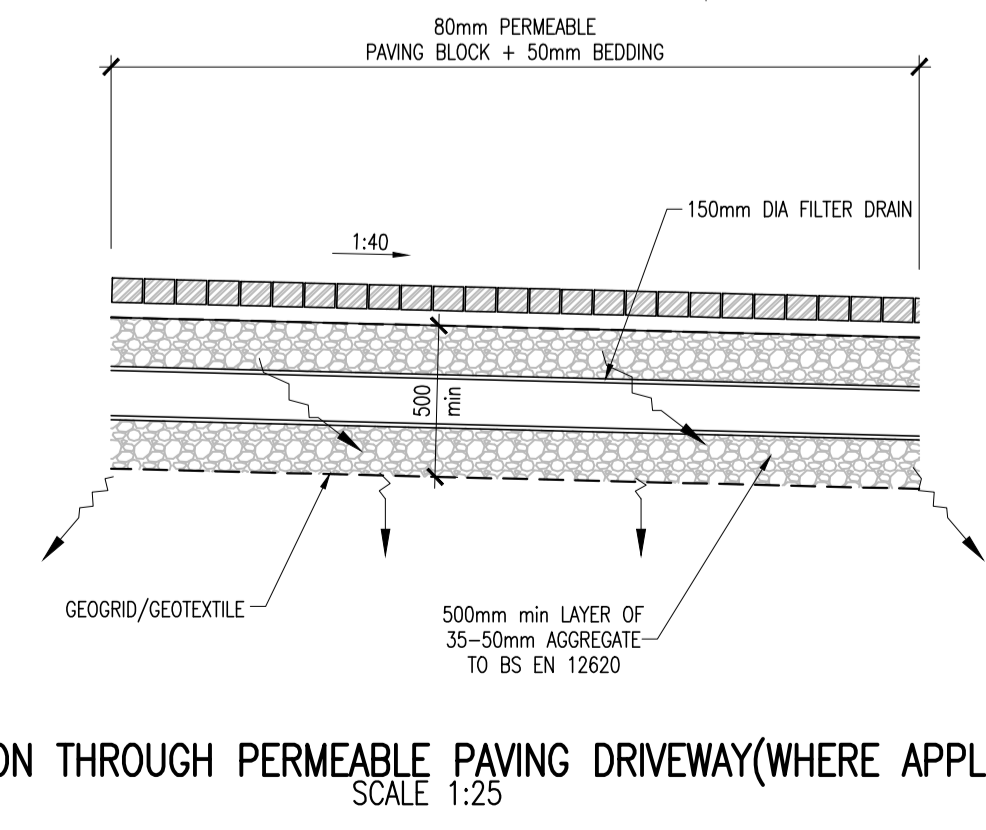
TYPE 2 ROAD CONSTRUCTION (ACCESS TO COMMERCIAL DEVELOPMENT)  
SCALE 1:50



TYPE 3 ROAD CONSTRUCTION (SECTION A-A)  
SCALE 1:50



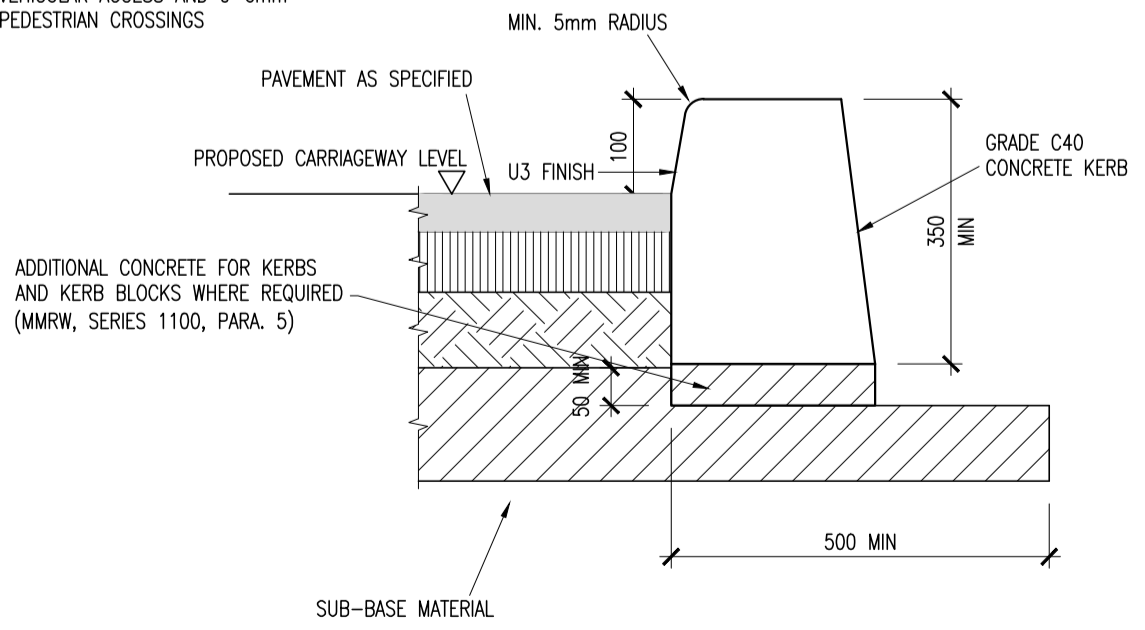
TYPE 4 ROAD CONSTRUCTION (SECTION B-B)  
SCALE 1:50



TYPICAL SECTION THROUGH PERMEABLE PAVING DRIVEWAY(WHERE APPLICABLE)  
SCALE 1:25

CBR (%)	Depth of Capping (mm)
2	600
3	350
4	300
5	250
8	200

- NOTES:
- IN SITU CONCRETE KERBS SHALL COMPLY WITH THE RECOMMENDATIONS OF BS 5931
  - KERBS SHALL BE PROTECTED FROM THE EFFECTS OF ADVERSE WEATHER UNTIL CURED
  - DROP KERB HEIGHT VARIES FROM 25mm FOR VEHICULAR ACCESS AND 0-6mm FOR PEDESTRIAN CROSSINGS



INSITU KERB DETAIL (RCD/1100/2)

REV.	DATE	DESCRIPTION	BY	CHKD.
A	10-10-19	PLANNING SHD STAGE 3	DJG	DCS

**PLANNING SHD STAGE 3**

DESIGNED	DMW	PREPARED	DJG
DATE	DEC 2018	CHECKED	DJR

**DBFL**  
 Dublin Office: Ormond House, Upper Ormond Quay, Dublin 7, Ireland. PHONE +353 1 400 4000 FAX +353 1 400 4050  
 Waterford Office: Unit 2, The Chandlery, 1-2 O'Connell Street, Waterford, Ireland. PHONE +353 51 308 500 FAX +353 51 844 913

DBFL Consulting Engineers email: info@dbfl.ie site: www.dbfl.ie

PROJECT  
**STRATEGIC HOUSING DEVELOPMENT AT COLPE WEST, DROGHEDA, CO. MEATH**

DRG. TITLE  
**TYPICAL ROAD CONSTRUCTION DETAILS SHEET 1**

CLIENT  
**SHANNON HOMES DROGHEDA LTD.**

SCALE	AS SHOWN @A1	FILE REF.	170092-2061
DRG. NO.	170092-2061		A